



**FURUKAWA ROCK DRILL USA**  
*Rock Drill Division*

# HCR1500

**Series II**



Series II Rock Drills Equipped with Tier III EPA Compliant Engines



### Drill faster and straighter with the HD715 drifter.

The Furukawa HD715 drifter combines powerful penetration with agility and easy operation. Equipped with features that maximize efficiency, the HD715 drifter sets the standard in high-performance drilling:

- Integrated drilling system is comprised of all-hydraulic controls and a reactive damper control system, which work together to accommodate changing rock conditions. The hydraulic controls automatically adjust impact and feed force, while the damper control system regulates pressure based on rock hardness.
- Dual damper system maximizes energy transfer to produce straighter holes. The system automatically tunes the drifter for maximum performance regardless of the rock condition.
- Compact valve design provides rapid valve and piston response for enhanced performance.



### Maximize operator performance with the ultimate in ergonomic cab design.

When it comes to ergonomically-friendly cabs, Furukawa offers various options to minimize operator fatigue. Cabs are 51 inches (1,300 mm) with ROPS/FOPS. In addition, all cabs are air-conditioned and continuously pressurized with filtered air to maintain a comfortable operating environment. Other features include:

- Single-lever drilling control for easy operation.
- 120-degree swiveling seat – adjustable for legroom, back angle, height and operator weight – provides maximum visibility.
- Large windows maximize operator visibility.
- High-visibility gauges allow operator to monitor machine functions while remaining focused on the drilling.
- Walk-around ground level maintenance provides fast, easy upkeep or repair.
- Rubber-mounted engine frame isolates cab from engine vibrations.



### Combining performance and economy.

Performance and economy come standard on Furukawa drills. Simple, durable and efficient, the HCR1500 ED (extendable boom) and 1500 D20 (fixed boom) incorporate a self-adjusting drill system that ensures high productivity no matter what the drilling situation. By automatically controlling the impact force, feed force, rotation force and dual damper pressure, the HCR1500 continuously adapts to the changing rock conditions, increasing drilling performance and the life of drill tools while decreasing fuel consumption.







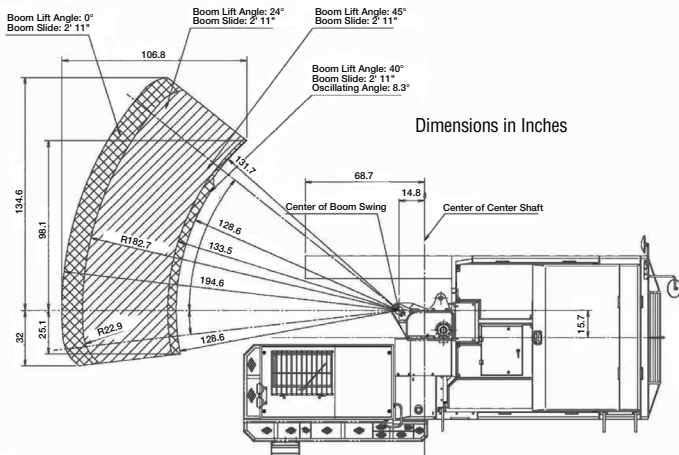
# HCR1500

## Series II

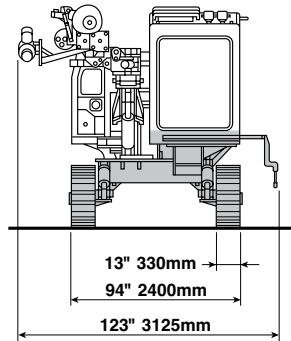
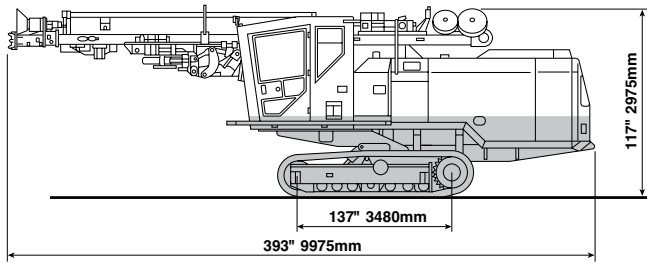
- Low-emission engines offer low fuel consumption and meets US exhaust emissions regulations.
- High-output compressor increases flushing air, provides faster drilling and decreases bit wear.
- HCR1500 ED features 12' rods with extendable boom for increased drill pattern, while the HCR1500 D20 has a fixed boom with 20' rods for deeper drilling opportunity.
- Reliable dust control system increases suction capacity and provides effective pre-cleaner to reduce escape of drilling dust. An optional dust suppression system is available for difficult drilling conditions.
- Heavy-duty Furukawa undercarriage — featuring a pentagonal section design to reduce dirt build-up and track wear — ensures strength and durability.
- Advanced rotary rod changer allows easy drill rod changes. Operators can add and remove rods using a single lever. Rods can also be indexed in the rack to distribute wear evenly and reduce costs.
- Angle indicator for quick and easy drilling alignment.



## Drilling Pattern for HCR1500 ED II



Note:  
Standard dimensions refer to the ED Model  
Dimensions in parenthesis and italic refer to the D20 Model



**FURUKAWA ROCK DRILL USA**

**Rock Drill Division**

805 Lake Street  
Kent, Ohio 44240-0017

Phone: 800.358.4476

Fax: 330.673.8504

**www.furukawarockdrill.com**

HCR1500 Series II		ED		D20	
		US Standard	Metric	US Standard	Metric
Performances	Overall Weight (A) *1	39,293 lb	17,820 kg	40,616 lb	18,420 kg
	Overall Weight (B) *2	40,396 lb	18,320 kg	41,719 lb	18,920 kg
	Travel Speed	0-2.6 mile/h	0-4.2 km/h	0-2.6 mile/h	0-4.2 km/h
	Maximum Traction Force	22,143 lb-force	98.5 kN	22,143 lb-force	98.5 kN
	Maximum Grade of Hill Climb	57.7%(30 deg)		57.7%(30 deg)	
	Oscillating Angle	+7.5 deg		+7.5 deg	
	Ground Contact Pressure *3	13.8 psi	95.2 kPa	13.8 psi	95.5 kPa
Drifter	Model	HD715		HD715	
	Mass	551 lb	250 kg	551 lb	250 kg
	Overall Length	3'9"	1,150 mm	3'9"	1,150 mm
	Overall Width	1'4"	410 mm	1'4"	410 mm
	Overall Height	1'	300 mm	1'	300 mm
	Number of Blows	2,150 bsi	2,150 min <sup>-1</sup>	2,150 bsi	2,150 min <sup>-1</sup>
	Number of Revolutions	0-150 rpm	0-150 min <sup>-1</sup>	0-150 rpm	0-150 min <sup>-1</sup>
Engine	Make & Model	CATERPILLAR, C9		CATERPILLAR, C9	
	Type	Water-cooled Direct Fuel Injection Turbo Charged Diesel Engine		Water-cooled Direct Fuel Injection Turbo Charged Diesel Engine	
	Rated Output	350hp/2,200rpm		350hp/2,200rpm	
Hydraulic Equipment	Variable Displacement Pump	Axial Piston Pump X2		Axial Piston Pump X2	
	Fix Displacement Pump	Gear Pump X3		Gear Pump X3	
	Drive Motor	Hydraulic Motor with Reduction Gear		Hydraulic Motor with Reduction Gear	
Boom	Model	JE326-142		JF325-141	
	Type	Extension Boom		Fix	
	Boom Lifting Angle:Up/Down	45/20 degree		40/25 degree	
	Boom Swing Angle: Right/Left	38/7 degree		35/7 degree	
	Boom Slide Length	2'11"	900 mm	-	
Guide Shell	Guide Rotary Angle	90 degree		90 degree	
	Model	GH831-41		GH830-51	
	Overall Length	26'3"	8,000 mm	33'5"	10,200 mm
	Feed Length	15'5"	4,700 mm	22'2"	6,763 mm
	Feed Length (with RP)	14'10"	4,520 mm	21'7"	6,573 mm
	Guide Slide Length	4'11"	1,500 mm	4'11"	1,500 mm
	Guide Swing Angle:Right/Left	38/38 degree		25/90 degree	
	Guide Tilt Angle	170 degree		170 degree	
	Maximum Pulling Force	6,969 lb-force	31 kN	6,969 lb-force	31 kN
	Feed system	Hydraulic Motor Drive		Hydraulic Motor Drive	
Compressor	Make & Model	AIR MAN, PDS290-S15B		AIR MAN, PDS290-S15B	
	Type	Screw 1 Stage		Screw 1 Stage	
	Discharge Airflow	477 CFM	13.5 m <sup>3</sup> /min	477 CFM	13.5 m <sup>3</sup> /min
	Discharge Pressure	149 psi	1.03 MPa	149 psi	1.03 MPa
Dust Collector	Unload Type	Suction Throttle Type		Suction Throttle Type	
	Model	A885-41		A885-41	
	Airflow	1,413 CFM	40 m <sup>3</sup> /min	1,413 CFM	40 m <sup>3</sup> /min
	Number of Elements	6		6	
	Dust Removal System	Automatic Pulse Air Jet		Automatic Pulse Air Jet	
Rod Changer	Suction Cap	Slide Type		Slide Type	
	Model	GR802-41		GR801-51	
	Number of Rods	6		4	
Electrical Equipment	Battery	12V; 160Ah/5Hr x 2		12V; 160Ah/5Hr x 2	
	Voltage	DC24V		DC24V	
Oil Capacity	Fuel Tank	166 gal (111+55)	630 L (420+210)	166 gal (111+55)	630 L (420+210)
	Hydraulic Tank	63 gal	240 L	63 gal	240 L
Bit and Rod	Bit Diameter	3.5"	90 - 127 mm	3 1/2" - 5"	90 - 127 mm
	Bit Profile	Button, Cross and Spike		Button, Cross and Spike	
	Rod Size	51R		51R	
	Rod length	12'	3,660 mm	20'	6,100 mm
	First Rod Length	12 or 13'	3,660 or 4,000 mm	20'	6,100 mm
Circumstance	Working Temperature	5° - 113° F	-15° - +45° C	5° - 113° F	-15° - +45° C

Note:

\*1 "Overall Weight (A)" includes weights of fuel and oils (full).

\*2 "Overall Weight (B)" includes weights of "Overall Weight (A)", operator and rod bit.

\*3 "Ground Contact Pressure" is calculated based on "Overall Weight (A)".

Cummins is a registered trademark of Cummins, Inc.

Furukawa's policy is one of continual improvement. Specifications may change between printing.